



At eBlinds Australia we feel it is important for you to know that we do not import finished product. We are very proud that all blinds sold by eBlinds Australia are made to your requirements right here in Australia, by Australian workers.

Each Roman Blind manufactured by eBlinds Australia is done so using only the highest quality componentry. All Roman Blind componentry is backed by our 5 year warranty. Please view our warranty section for further details.

All fabrics are cut to size using state of the art automated and semi automated machinery ensuring a perfect edge and square blind everytime.

Each Standard Roman Blind comes standard with the following:

- Chain Lift System - *no unsightly pull cords*
- Aluminium Rear Battens in Cream, Black or Silver. (eliminates stitch holes through the fabric)
- Polycarbonate Lift Rings
- Child Safe Cord Tidy in compliance with the Child Safety Regulations.
- Installation Instructions
- Screws for Timber Installation

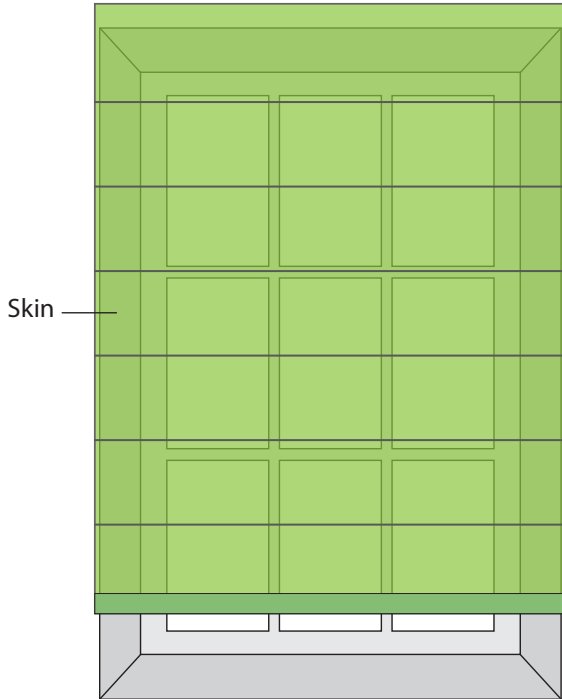
Standard Roman Blind Options:

- Stainless Steel Chain

Blockout Blinds

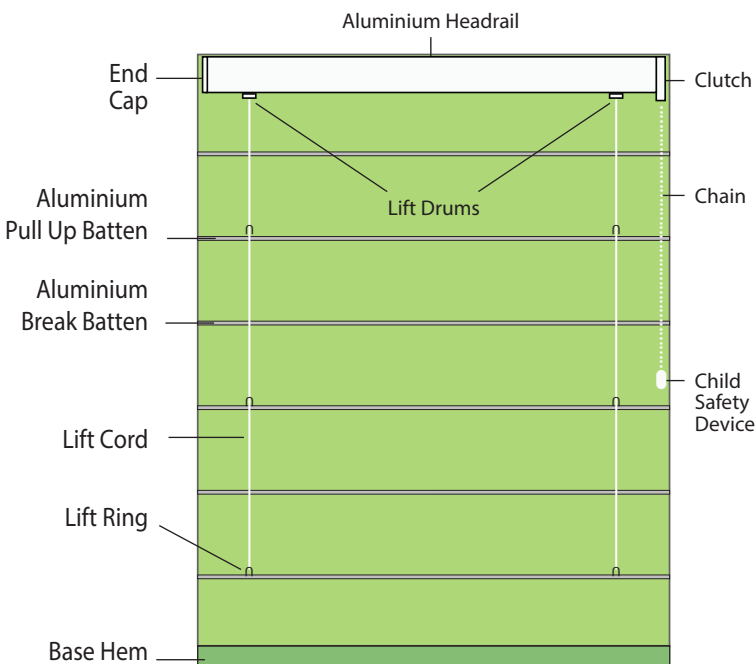
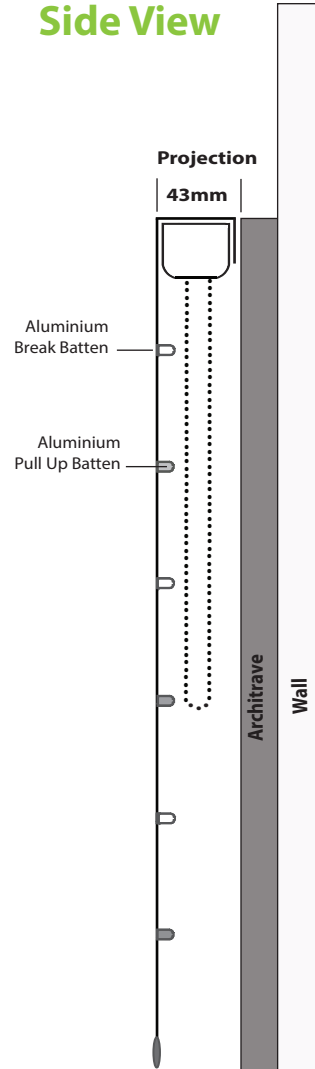
- On some blackout fabrics it is not uncommon for some very small pinholes to be noticeable when the blind is down during daylight hours. This is most common on heavily textured fabrics due to the coating processes and is not a fault of the fabric.
- Some fabrics within our range have an Acrylic Blockout Coating, the best way to describe this coating is to refer to it as a 'rubber' type finish which is predominately White, Off White or Cream in appearance. Wherever this fabric is selected eBlinds Australia will place cream coloured aluminium battens to the rear of the blind. If you wish to have a different colour such as black or silver, please indicate this preference on your order.

Standard Roman Blind Terminology



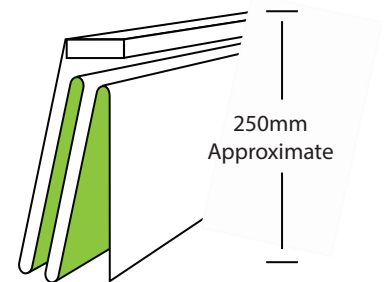
Front View

Side View



Back View - Chain Lift

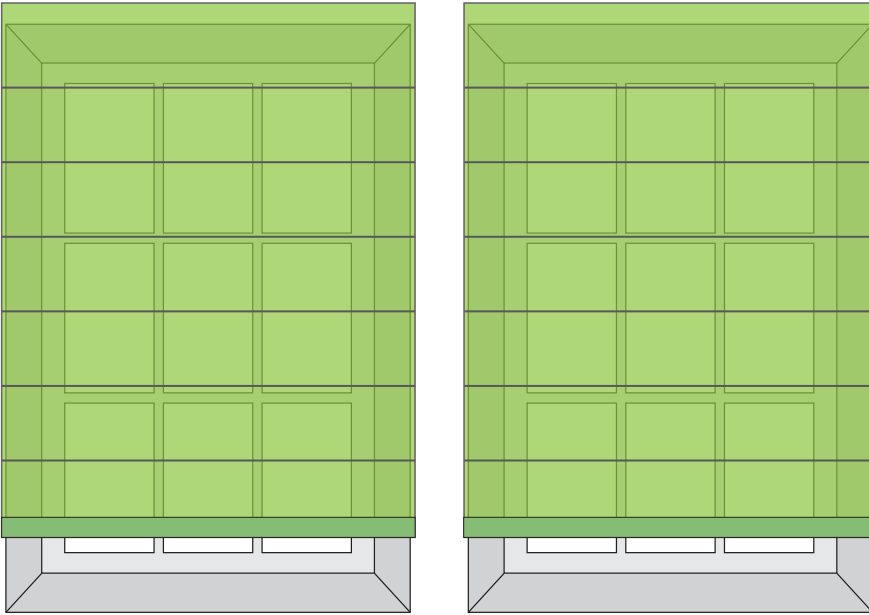
Stack Height



As all Roman Blinds are made to your custom requirements, we are unable to estimate the actual size of the stack height when the blind is fully raised.

If installing above an inward opening door please allow a for stack of 250mm to 300mm minimum to ensure adequate clearance.

Multiple Windows - Same Height



Where the windows are the same height eBlinds Australia will automatically ensure that the Aluminium Rear Battens line up horizontally.

Please note that all Aluminium Rear Battens are lined up from the top down.

Multiple Windows - Different Heights

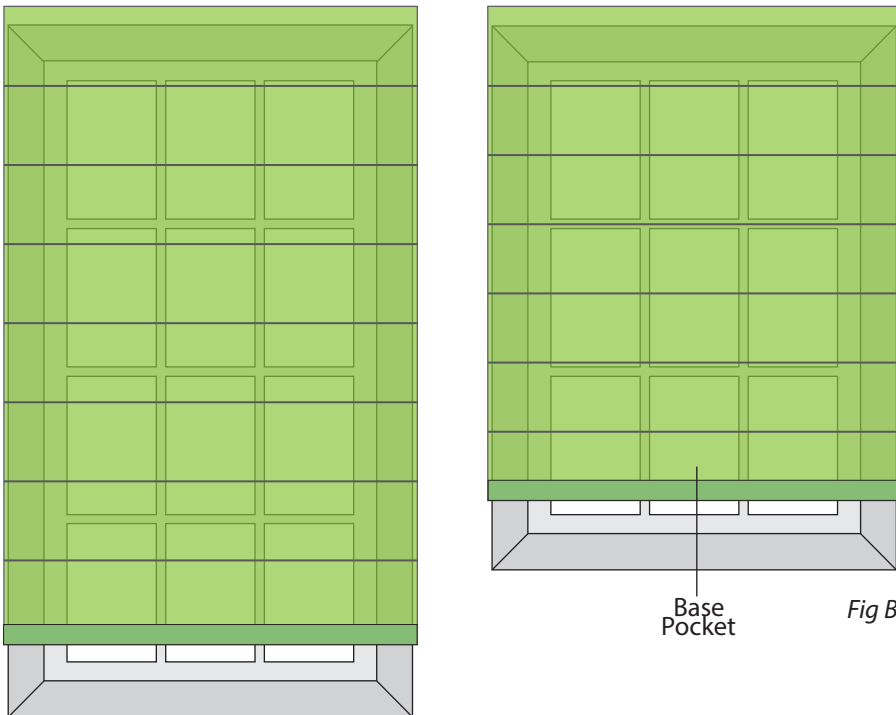


Fig A

Fig B

If you are ordering 2 blinds that are different heights you will need to advise us if you would like the Aluminium Rear Battens to line up. If we are not advised on your order, the spacing between the Aluminium Rear Battens will be made according to the height you have provided, in this instance the Aluminium Rear Battens may not be in line.

Please refer to the diagram on the left

Multiple Windows - Different Heights (Cont'd)

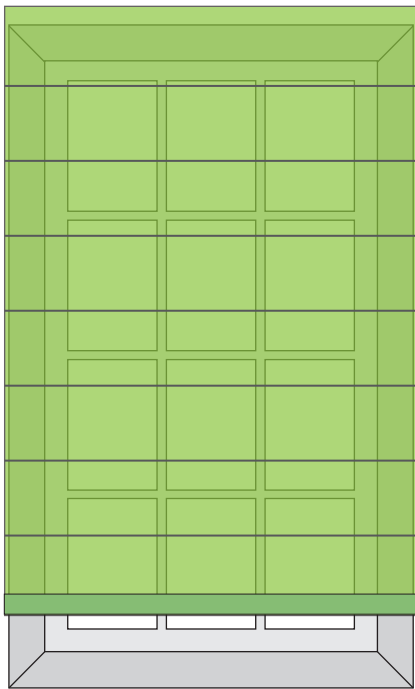


Fig C

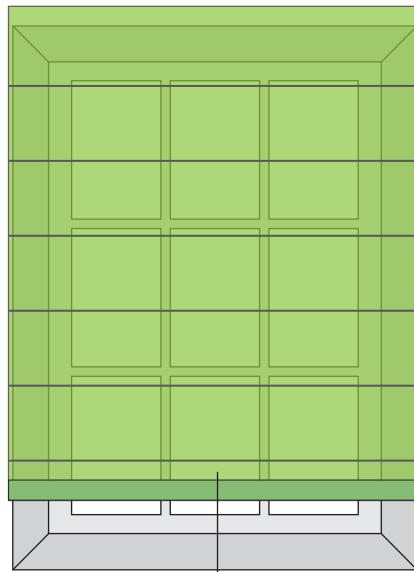


Fig D

Base Pocket

In this diagram, you will see that the Aluminium Rear Battens are in line. To achieve this result, the base pocket on Figure D is altered so as to create the correct spacings.

Notice the difference in the base pocket size of Figure C to that of Figure D

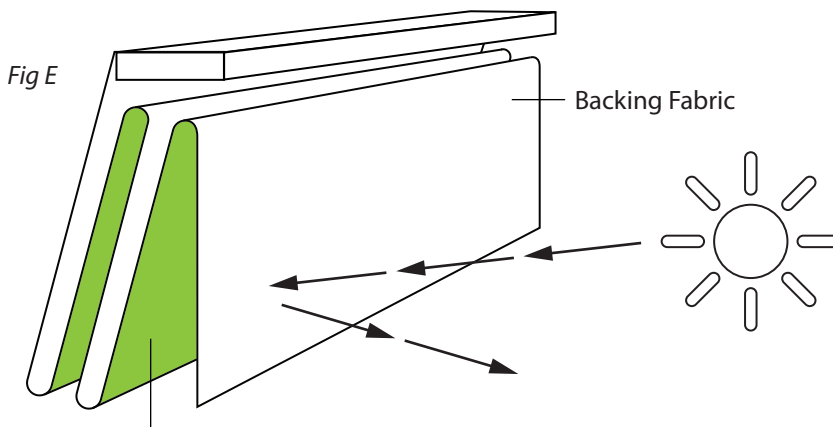


Fig E

Backing Fabric

Face Fabric protected by same length backing fabric panel

One point to consider when opting for the battens to line up is any reduction in the base pocket may expose the face fabric of the blind to the outside when the blind is drawn. (See figures E & F)

Some blackout face fabrics may fade due to exposure to direct sunlight or u.v. if this option is selected, even if the window does not directly face the sun.

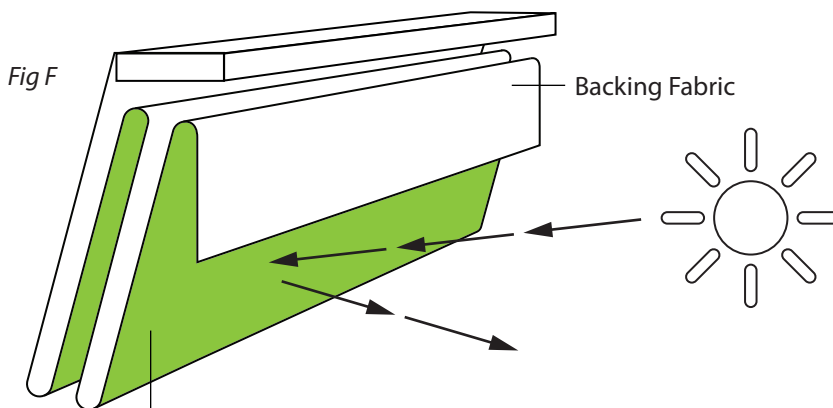


Fig F

Backing Fabric

Face Fabric exposed to sun because of shorter backing fabric panel

Please note if this option is chosen, any fading as a result will not be covered by warranty.